



PRODUCT RANGE **HIGHLIGHTS**



**MIRPUR
CERAMICS**



**KHADIM
CERAMICS**



**SUNSHINE
BRICKS**

TABLE OF CONTENTS

02

Facing Bricks

05

Khadim's Roof Tile

08

Tac Tiles

03

Clay Claddings

07

Pavers Collection

09

Ornamental Screens

PRODUCT RANGES

**FACING
BRICKS**

CLAY
CLADDINGS

**EUROPA
SERIES**

diseño
SERIES

ODYSSEY
SERIES

eternal
SERIES

**KHADIM'S
ROOF TILE**

PAVERS
collection

**TAC
TILES**

Ornamental
SCREENS

**KHADIM'S
Tile Adhesive**

**grout
GUARD**

ICONOGRAPHY:



Plain Surface



Textured Surface



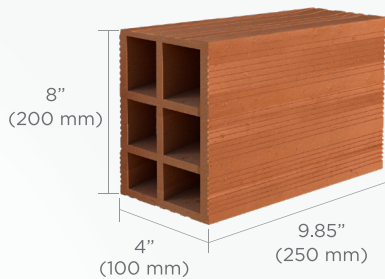
Non Glazed



Glazed Finish

Disclaimer - All the technical details are at approximate values. Photos may slightly vary in color from the actual product.

FACING BRICKS

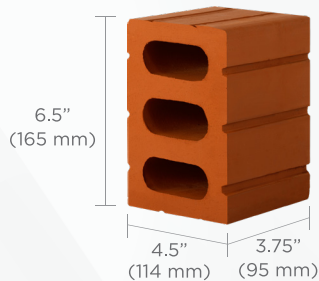


6 HOLE POROTHERM MULTICORE BRICK

Weight: 4.50 KG
Water Absorption: <6%
Compressive Strength:
>3.5N/mm² (non-load bearing)
Available Shade(s):



Red



3 HOLE BRICK (S)

Weight: 2.28 KG
Water Absorption: <5%
Crushing Strength: >14N/mm²
Available Shade(s):



Red

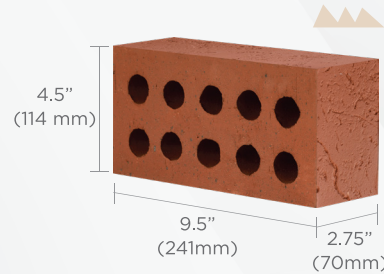


3 HOLE BRICK (L)

Weight: 4.50 KG
Water Absorption: <5%
Crushing Strength: >14N/mm²
Available Shade(s):



Red

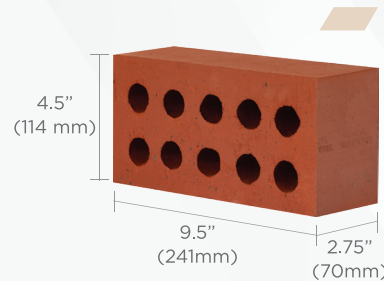


CRATER TEXTURED FACING BRICK

Weight: 3.30 KG
Water Absorption: <5%
Crushing Strength: >45N/mm²
Available Shade(s):



Red

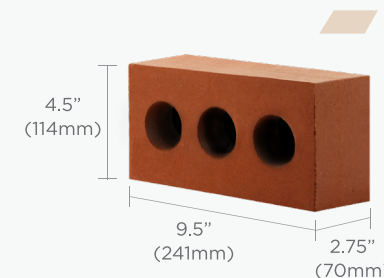


10 HOLE FACING BRICK

Weight: 3.30 KG
Water Absorption: <5%
Crushing Strength: >45N/mm²
Available Shade(s):



Red Stone




3 HOLE DOUBLE FACING BRICK

Weight: 3.30 KG
Water Absorption: <5%
Crushing Strength: >45N/mm²
Available Shade(s):



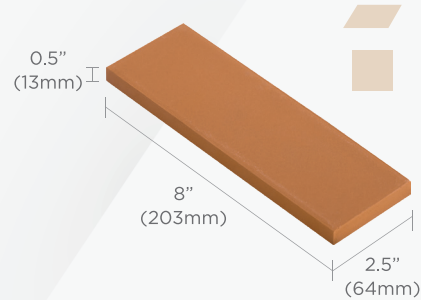
Red

CLAY CLADDINGS



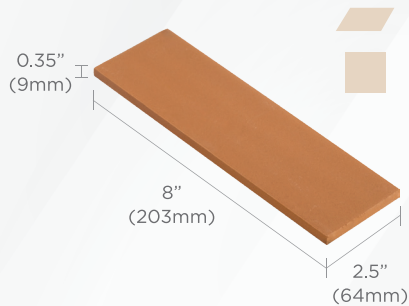
CT-5

Weight: 0.45 KG
Water Absorption: <5.5%
MoR: >35N/mm²
Available Shade(s):
Red



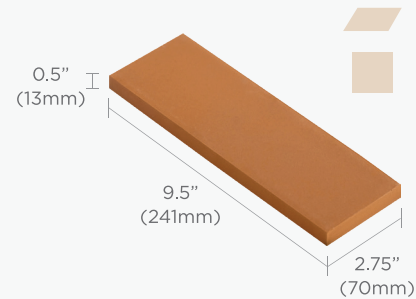
DT-5

Weight: 0.35 KG
Water Absorption: <4%
MoR: >33N/mm²
Available Shade(s):
Red Beige Grey




DT-18

Weight: 0.22 KG
Water Absorption: <3%
MoR: >28N/mm²
Available Shade(s):
Beige Grey



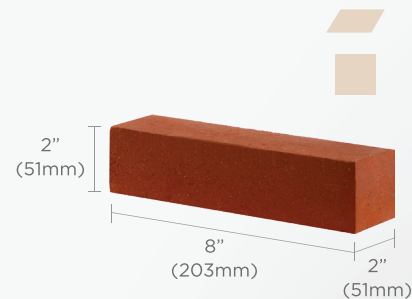
DT-16

Weight: 0.43 KG
Water Absorption: <4%
MoR: >33N/mm²
Available Shade(s):
Red Beige Grey



LIMESTONE

Weight: 1.60 KG
Water Absorption: <5.5%
MoR: >28N/mm²
Available Shade(s):
Red Beige Grey



KLINKER FACING STRIP

Weight: 1.00 KG
Water Absorption: <7.5%
Crushing Strength: >45N/mm²
Available Shade(s):
Red

CLAY CLADDINGS



TERRACOTTA CLADDING

Thickness: 0.32in (8mm)

Water Absorption: <5.5%

MoR: >25N/mm²

Available Shade(s):

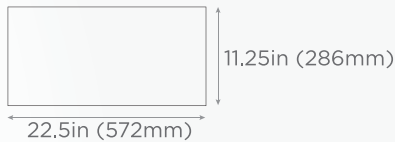


Red Beige Grey

AVAILABLE SIZES

T1

Weight: 3.35 KG



T2

Weight: 1.60 KG



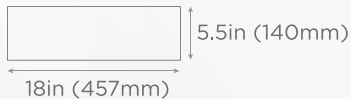
T3

Weight: 2.67 KG



T4

Weight: 1.33 KG



T5

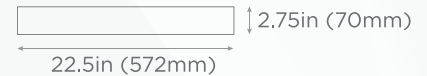
Weight: 1.60 KG

Thickness: 0.4in (10mm)




T6

Weight: 0.85 KG



T7

Weight: 0.78 KG



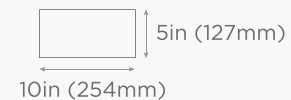
T8


Weight: 0.78 KG



T9

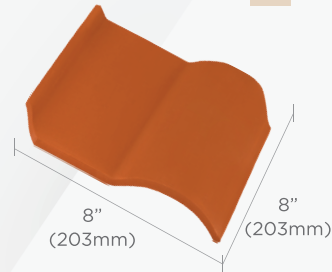
Weight: 0.55 KG






CLASSIC TAYLOR (S)

Weight: 0.55 KG
Water Absorption: <4%
Available Shade(s):
Red Beige Grey




CLASSIC TAYLOR (M)

Weight: 0.88 KG
Water Absorption: <4%
Available Shade(s):
Red




CLASSIC TAYLOR (L)

Weight: 1.55 KG
Water Absorption: <4%
Available Shade(s):
Red



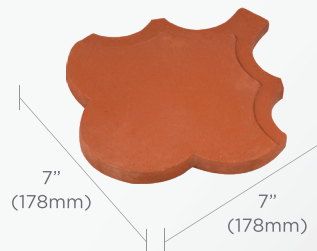
GLAZED SERIES (L)

Weight: 1.55 KG
Water Absorption: <5.5%
Available Shade(s):
Red Blue Green Grey



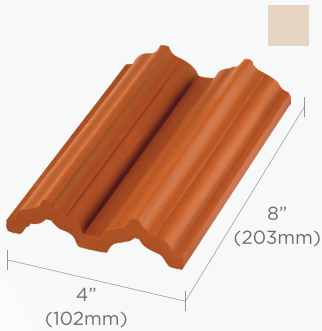
SUPER TAYLOR

Weight: 3.03 KG
Water Absorption: <5.5%
Available Shade(s):
Red




FLOWER DESIGN

Weight: 0.50 KG
Water Absorption: <3%
Available Shade(s):
Red Beige Grey




CHANNEL B

Weight: 0.65 KG
Water Absorption: <5.5%
Available Shade(s):
 Red
 Beige
 Grey




CHANNEL C

Weight: 0.65 KG
Water Absorption: <5.5%
Available Shade(s):
 Red
 Beige
 Grey



RIDGE (S)

Weight: 0.55 KG
Water Absorption: <6%
Available Shade(s):
 Red



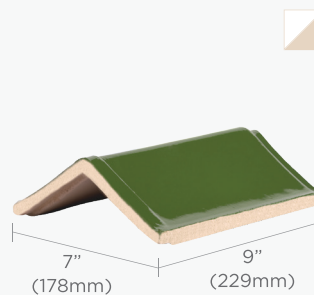
RIDGE (L)

Weight: 1.62 KG
Water Absorption: <6%
Available Shade(s):
 Red



SUPER RIDGE

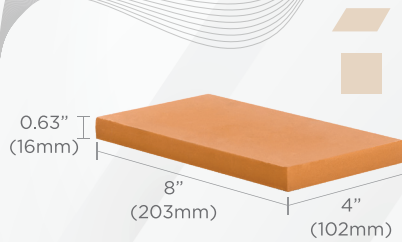
Weight: 2.40 KG
Water Absorption: <5.5%
Available Shade(s):
 Red



RIDGE GLAZED (L)

Weight: 1.76 KG
Water Absorption: <5.5%
Available Shade(s):
 Red
 Blue
 Green
 Grey

PAVERS collection

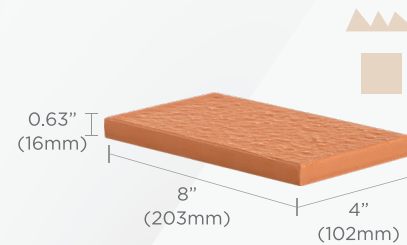


CT-6 (PLAIN)

Weight: 0.70 KG
Water Absorption: <5%
MoR: >28N/mm²

Available Shade(s):

Red Beige Grey

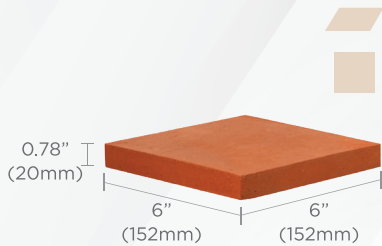


CT-6 (ROCK FACE)

Weight: 0.70 KG
Water Absorption: <5%
MoR: >28N/mm²

Available Shade(s):

Red Beige Grey

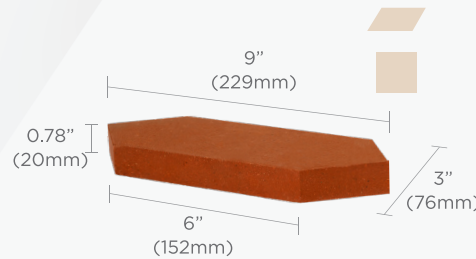


CT-3

Weight: 1.00 KG
Water Absorption: <5%
MoR: >35N/mm²

Available Shade(s):

Red

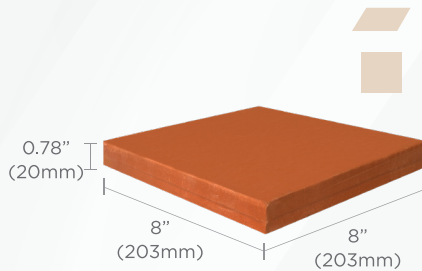


CT-10

Weight: 0.70 KG
Water Absorption: <5%
MoR: >45N/mm²

Available Shade(s):

Red

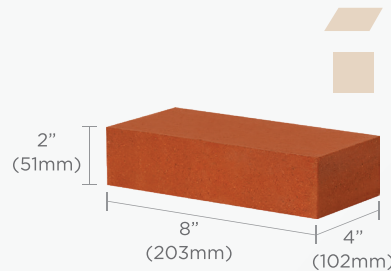


SQUARE PAVER (L)

Weight: 1.25 KG
Water Absorption: <5%
MoR: >30N/mm²

Available Shade(s):

Red Beige Grey

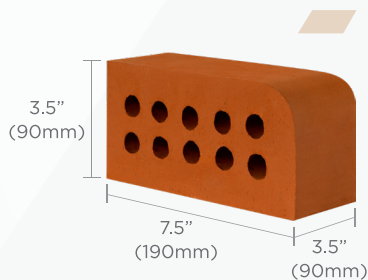


KLINKER PAVER

Weight: 2.00 KG
Water Absorption: <7.5%
Crushing Strength: >60N/mm²

Available Shade(s):

Red

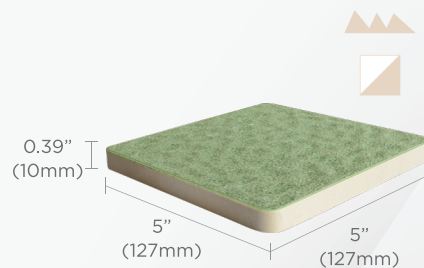


BULL NOSED

Weight: 3.00 KG
Water Absorption: <5%
MoR: >40N/mm²

Available Shade(s):

Red

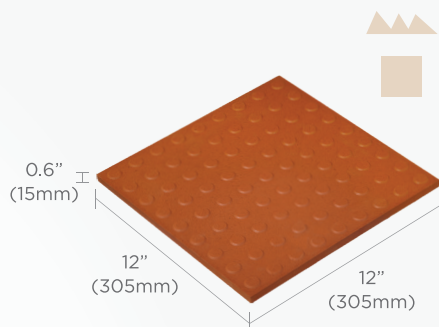


PARKING TILE 55

Weight: 0.42 KG
Water Absorption: <2%
MoR: >40N/mm²

Available Shade(s):

Cream Charcoal Silver Pistachio




BUTTON DESIGN 1

Weight: 2.75 KG
Water Absorption: <5.0%
Crushing Strength: >30N/mm²

Available Shade(s):

Red Beige




BUTTON DESIGN 2

Weight: 2.75 KG
Water Absorption: <5.0%
Crushing Strength: >30N/mm²

Available Shade(s):

Red




BUTTON (GLAZED)

Weight: 2.75 KG
Water Absorption: <3.0%
Crushing Strength: >35N/mm²

Available Shade(s):

Red Yellow

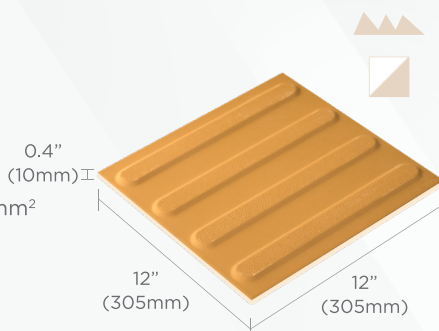


LINEAR (NON GLAZED)

Weight: 2.75 KG
Water Absorption: <5.0%
Crushing Strength: >30N/mm²

Available Shade(s):

Red



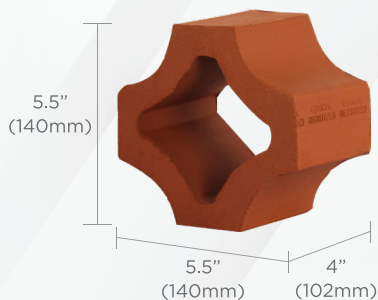
LINEAR (GLAZED)

Weight: 2.75 KG
Water Absorption: <3.0%
Crushing Strength: >50N/mm²

Available Shade(s):

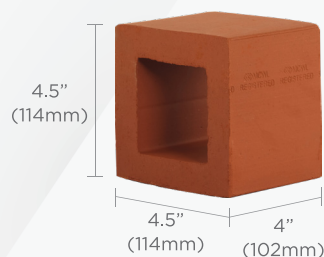
Red Yellow

Ornamental SCREENS



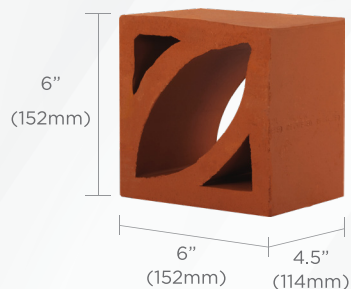
DESIGN 1

Weight: 1.40 KG
Water Absorption: <5%
Available Shade(s):




DESIGN 3

Weight: 1.40 KG
Water Absorption: <5%
Available Shade(s):




DESIGN 20

Weight: 3.20 KG
Water Absorption: <5%
Available Shade(s):



DESIGN 25


Weight: 4.5 KG
Water Absorption: <5%
Available Shade(s):



DESIGN 27

Weight: 3.20 KG
Water Absorption: <5%
Available Shade(s):





SCAN FOR
LATEST PRICE LIST

Display & Sales Centers



MIRPUR : 02-41001216, 41001217 | BANANI : 02-222260137 | HATIRPOOL : 02-9611563 |UTTARA : 02-41090947
RAJSHAHI : 01709645236 | CHATTOGRAM : 02-333357411, 02-333357477 | SYLHET : 02-996632374 | KHULNA : 02-477725607


Since 1958
 **MIRPUR CERAMICS**
FOR A LIFETIME INVESTMENT


Since 1995
 **KHADIM CERAMICS**
BUILDING A BETTER BANGLADESH

Since 2022
 **SUNSHINE BRICKS**
BUILDING SOLUTIONS

 **CORPORATE OFFICE**
62, Kalshi Road, Section-12
Mirpur, Dhaka-1216, Bangladesh

 marketingco@mcwlbld.com
 +88 01730010555

 mirpurceramics.com
khadimceramics.com

 [/mirpurceramics](https://www.facebook.com/mirpurceramics)
[/khadimceramicltd](https://www.facebook.com/khadimceramicltd)